

MODULE- POWERTRAIN CONTROL C1 (NGC)

MODULE-POWERTRAIN CONTROL C1 (NGC) - BLACK/BLACK 38 WAY

CAV	CIRCUIT	FUNCTION
1	K98 18DB/YL (EXCEPT 3.7L)	COIL CONTROL NO. 8
2	-	-

check

[Close Window] [Print Window]

C1 Plug

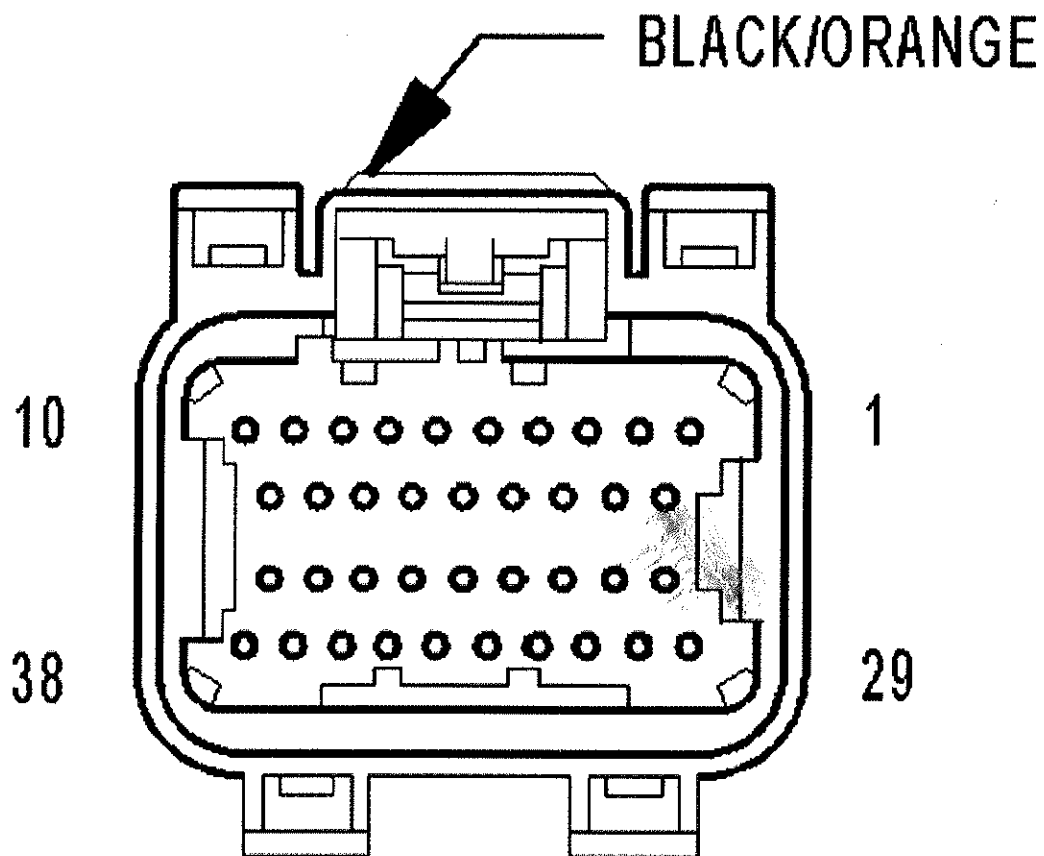
3	K97 18DB/YL (4.7L)	COIL CONTROL NO. 7
3	K97 18BR (5.7L)	COIL CONTROL NO. 7
4	K28 18BR/LB (EXCEPT 3.7L)	INJECTOR CONTROL NO. 8
5	K26 18BR/YL (EXCEPT 3.7L)	INJECTOR CONTROL NO. 7
6	-	-
7	-	-
8	B222 20DG/WT (5.7L)	VEHICLE SPEED SIGNAL NO. 2
9	Z130 16BK/BR	GROUND
10	-	-
11	F202 20PK/GY	FUSED IGNITION SWITCH OUTPUT (RUN-START)
12	F1 16PK/WT	FUSED IGNITION SWITCH OUTPUT (OFF-RUN-START) <i>DAK C1 #2 LT GRN-BLK</i>
13	B22 20DG/YL	VEHICLE SPEED SIGNAL NO. 1 <i>DAK TCM #28</i>
14	-	-
15	-	-
16	-	-
17	-	-
18	Z131 16BK/DG	GROUND
19	-	-
20	G6 18VT/GY	OIL PRESSURE SIGNAL
21	C918 18BK/LB	A/C PRESSURE SIGNAL
22	G31 18VT/LG	AAT SIGNAL
23	-	-
24	-	-
25	D20 18WT/LG (3.7L/4.7L)	SCI RECEIVE (PCM) <i>DAK C3 #29 LITE GRN</i>
25	D20 20WT/LG (5.7L)	SCI RECEIVE (PCM) <i>DAK C3 #29 LITE GRN BRK Black?</i>
26	D16 18WT/OR (EXCEPT 3.7L/4.7L A/T)	SCI RECEIVE (TCM) <i>DAK TCM #46 PK/LB</i>
27	F856 18YL/PK	5 VOLT SUPPLY
28	-	-
29	A919 20RD	FUSED B(+) <i>DAK C1 #22 Red/Wht</i>
30	T751 16YL	IGNITION SWITCH OUTPUT (START) <i>DAK TCM #8</i>
31	K141 18DB/YL	O2 1/2 SIGNAL
32	K902 18BR/DG	O2 RETURN (UP)
33	K243 18BR	O2 2/2 SIGNAL
34	-	-
35	-	-
36	D21 18WT/BR (3.7L/4.7L)	SCI TRANSMIT (PCM)
36	D21 20WT/BR (5.7L)	SCI TRANSMIT (PCM) <i>DAK C3 #27 Pink</i>
37	D15 18WT/DG (EXCEPT 3.7L/4.7L M/T)	SCI TRANSMIT (TCM) <i>DAK TCM #7 Pink</i>
38	D25 20WT/VT	PCI BUS <i>DAK C3 #30 VT/YL</i>

TCM #11
Red/WHT

WT/OR

Black?

#8 RD/YL
Tied to
starter relay

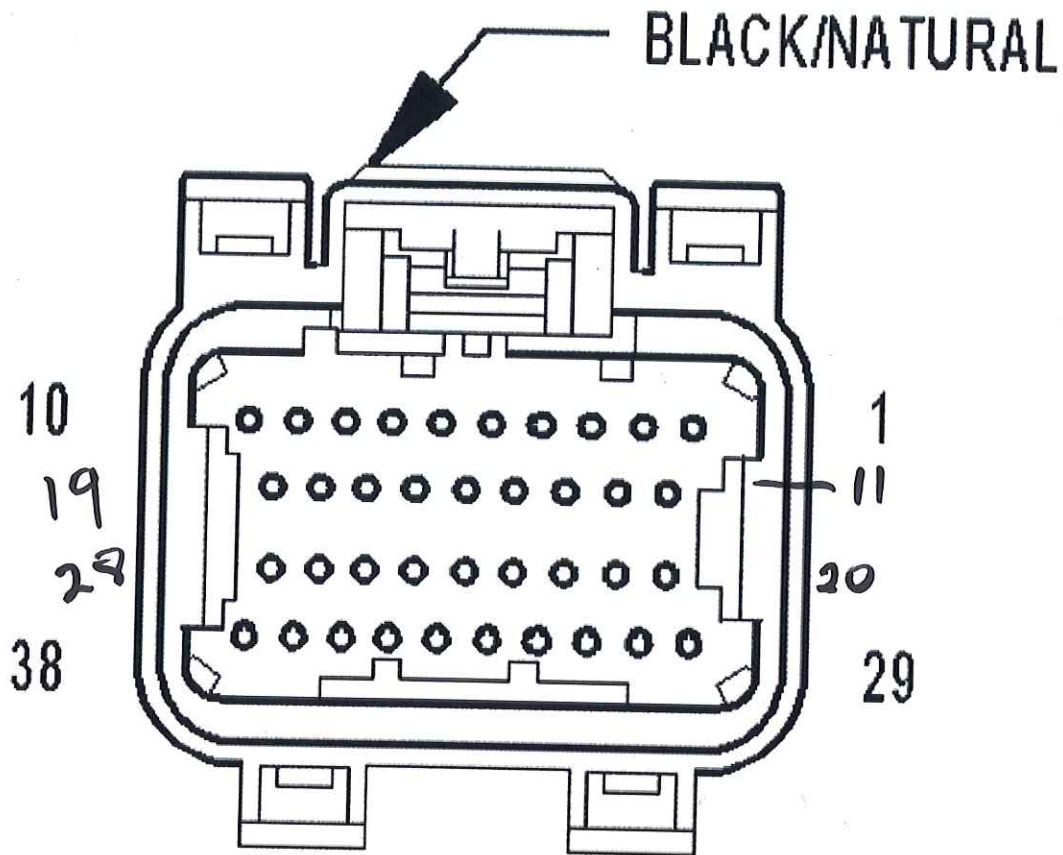


MODULE- POWERTRAIN CONTROL C2 (NGC)

MODULE-POWERTRAIN CONTROL C2 (NGC) - BLACK/ORANGE 38 WAY

CAV	CIRCUIT	FUNCTION
1	K10 18DB/OR	COIL CONTROL NO. 6
2	K16 18DB/YL	COIL CONTROL NO. 5
3	K15 18DB/GY	COIL CONTROL NO. 4

4	K58 18BR/VT	INJECTOR CONTROL NO. 6
5	K38 18BR/OR	INJECTOR CONTROL NO. 5
6	K447 18TN/YL (5.7L)	ETC MOTOR (+)
7	K18 18DB/OR	COIL CONTROL NO. 3
8	K35 18DB/VT (4.7L/5.7L LD)	EGR SOL CONTROL
9	K17 18DB/TN	COIL CONTROL NO. 2
10	K19 18DB/DG	COIL CONTROL NO. 1
11	K14 18BR/TN	INJECTOR CONTROL NO. 4
12	K13 18BR/LB	INJECTOR CONTROL NO. 3
13	K12 18BR/DB	INJECTOR CONTROL NO. 2
14	K11 18BR/YL	INJECTOR CONTROL NO. 1
15	K922 18BR/DB (5.7L)	TP SENSOR RETURN
16	-	-
17	K199 18BR/VT	O2 2/1 HEATER CONTROL
18	K99 18BR/LG	O2 1/1 HEATER CONTROL
19	K20 18BR/GY	GEN FIELD CONTROL
20	K2 18VT/OR	ECT SIGNAL
21	K22 18BR/OR	TP NO. 1 SIGNAL
22	K34 18DB/LG (4.7L/5.7L LD)	EGR SIGNAL
23	K1 18VT/BR	MAP SIGNAL
24	K942 18BR/LG (EXCEPT 4.7L)	KNOCK SENSOR NO. 1 RETURN
25	K42 18DB/YL (EXCEPT 4.7L)	KNOCK SENSOR NO. 1 SIGNAL
26	-	-
27	K900 18DB/DG	SENSOR GROUND
28	K122 18BR/DG (5.7L)	TP NO. 2 SIGNAL
28	K961 18BR/VT (EXCEPT 5.7L)	IAC SIGNAL
29	F855 18PK/YL	5 VOLT SUPPLY
30	K21 18DB/LG	IAT SIGNAL
31	K41 18DB/LB	O2 1/1 SIGNAL
32	K904 18DB/DG	O2 RETURN (DOWN)
33	K43 18DB/LG	O2 2/1 SIGNAL
34	K44 20DB/GY	CMP SIGNAL
35	K24 20BR/LB	CKP SIGNAL
36	K242 18BR/WT	KNOCK SENSOR NO. 2 SIGNAL
37	K924 18WT/BR	KNOCK SENSOR NO. 2 RETURN
38	K448 18TN/OR (5.7L)	ETC MOTOR (-)
38	K61 18VT/GY (EXCEPT 5.7L)	IAC CONTROL



MODULE- POWERTRAIN CONTROL C3 (NGC)

MODULE-POWERTRAIN CONTROL C3 (NGC) - BLACK/NATURAL 38 WAY

CAV	CIRCUIT	FUNCTION
1	-	-
2	-	-
3	K51 20BR/WT	ASD RELAY CONTROL
4	-	-

Dak #3 DB/Yellow

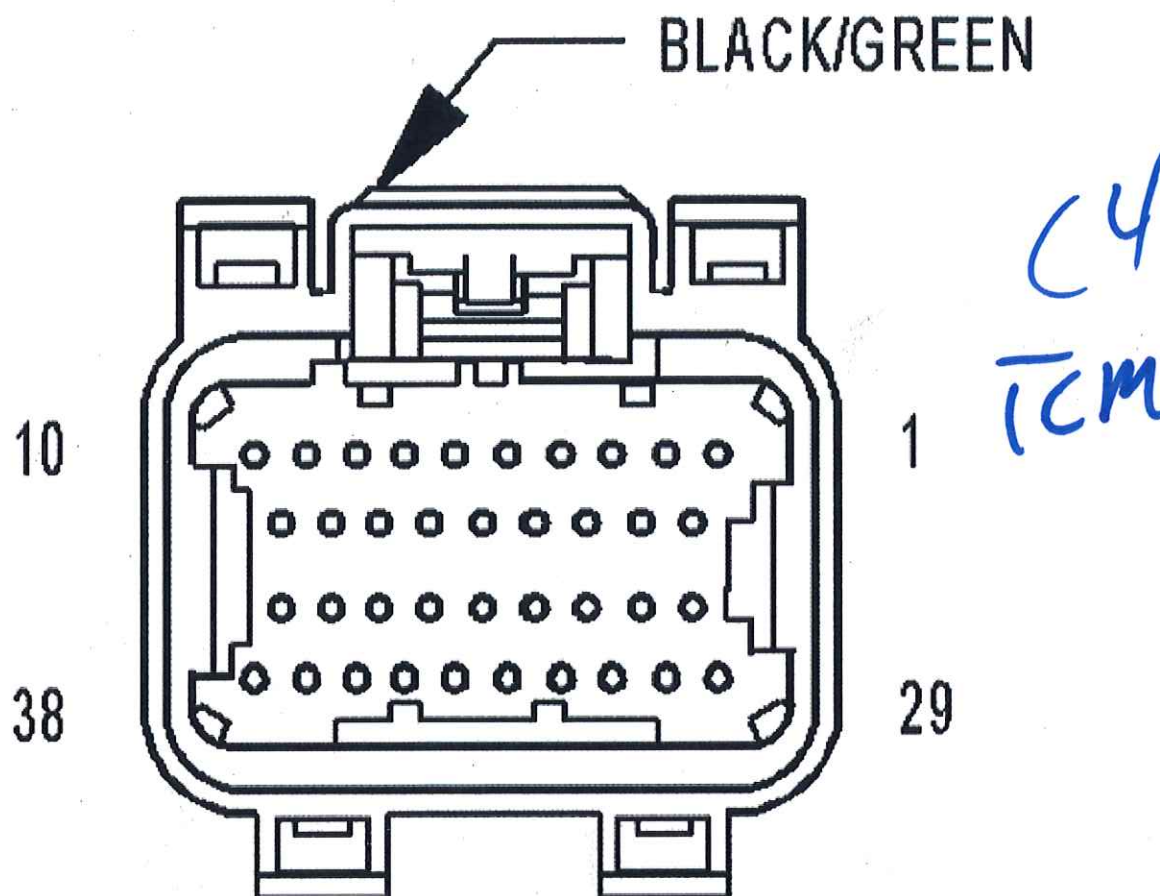
check

[Close Window] [Print Window]

C3

5	V35 20VT/OR (3.7L/4.7L)	S/C VENT SOL CONTROL
6	K173 18BR/VT	CONDENSER FAN RELAY CONTROL
7	V32 20VT/YL (3.7L/4.7L)	SPEED CONTROL SUPPLY
8	K106 18VT/LB <i>Leak Detector</i>	NVLD SOL CONTROL <i>DAK C3 #10</i>
9	K299 18BR/WT	O2 1/2 HEATER CONTROL
10	K399 18BR/GY	O2 2/2 HEATER CONTROL
11	C13 20LB/OR	A/C CLUTCH RELAY CONTROL <i>DAK</i>
12	V36 20VT/YL (3.7L/4.7L)	S/C VACUUM SOL CONTROL
13	-	-
14	V32 20VT/YL (5.7L)	BRAKE SWITCH NO. 2 SIGNAL <i>Dak</i>
15	V937 20VT/BR (5.7L)	S/C SWITCH RETURN
16	K167 20BR/YL (5.7L)	APPS NO. 1 RETURN
17	K400 20BR/VT (5.7L)	APPS NO. 2 RETURN
18	V38 20VT/OR (5.7L)	S/C SWITCH NO. 2 SIGNAL
19	K342 16BR/WT	ASD RELAY OUTPUT <i>Dak C3 #12</i>
20	K52 18DB/WT	EVAP PURGE SOL CONTROL
21	T41 20YL/DB <i>Pack / New</i>	TRS T41 SENSE <i>- Pin 4 Trans Plug -</i>
22	G113 18VT (EXCEPT 3.7L/4.7L BASE)	PTO SWITCH SENSE
23	B29 20DG/WT	BRAKE SWITCH NO. 1 SIGNAL <i>Dak</i>
24	-	-
25	K23 20BR/WT (5.7L)	APPS NO. 1 SIGNAL
26	-	-
27	-	-
28	K342 16BR/WT	ASD RELAY OUTPUT
29	K70 18DB/BR <i>Raw Wire</i>	EVAP PURGE SOL SIGNAL
30	K66 18DB/WT (5.7L)	P/S SWITCH SIGNAL <i>Dak C1 #12 DB/OR</i>
31	-	-
32	K25 18DB/VT	BATT TEMP SIGNAL <i>Dak C3 #15</i>
33	N4 20DB/WT	FUEL LEVEL SENSOR SIGNAL <i>DAK</i>
34	V37 20VT	S/C SWITCH NO. 1 SIGNAL
35	K107 18VT/WT	NVLD SWITCH SIGNAL <i>PAK C3 #14</i>
36	K29 20WT/BR (5.7L)	APPS NO. 2 SIGNAL
37	K31 20BR	FUEL PUMP RELAY CONTROL <i>Dak C3 #19 BR</i>
38	T752 20DG/OR <i>Dak C1-6 BLK/WH</i>	STARTER RELAY CONTROL <i>DAK C1-6</i>

*DAK C2 #17 DB/PK**WHT/DG**C3 #1 DB/OR**C3 #11 YL/RO**C130**C3 #24 WT/PK**Pink/Yellow**C3 DB 26 WT**OR**AC Sense SW DAK C3 #22 BR*



MODULE- POWERTRAIN CONTROL C4 (NGC)

MODULE-POWERTRAIN CONTROL C4 (NGC) - BLACK/GREEN 38 WAY

CAV	CIRCUIT	FUNCTION
1	T60 18YL/GY	OD SOLENOID CONTROL
2	T259 18YL/DG	4C SOLENOID CONTROL

C4
TCM

3	-	-
4	T140 18DG	MS SOLENOID CONTROL
5	-	-
6	T219 18YL/LG	2C SOLENOID CONTROL
7	-	-
8	T59 18YL/LB	UD SOLENOID CONTROL
9	-	-
10	T20 18DG/WT	L/R SOLENOID CONTROL
11	T118 YL/VT (3.7L/4.7L)	PRESSURE CONTROL SOLENOID CONTROL
11	T118 18YL/GY (5.7L)	PRESSURE CONTROL SOLENOID CONTROL
12	Z908 18BK	GROUND
13	Z977 18BK	GROUND
14	Z904 18BK	GROUND
15	T1 18DG/LB	TRS T1 SENSE
16	T3 18DG/DB	TRS T3 SENSE
17	T6 18DG C7 c130	TOW/HAUL OVERDRIVE OFF SWITCH SENSE DAK TCM #49 WT
18	T515 20YL/DB B6	TRANSMISSION CONTROL RELAY CONTROL DAK TCM #15 Lite GRN
19	T16 18YL/OR B1	TRANSMISSION CONTROL RELAY OUTPUT
20	T48 18BR/YL	4C PRESSURE SWITCH SENSE
21	T29 18YL/WT	UD PRESSURE SWITCH SENSE
22	T9 18DG/TN	OD PRESSURE SWITCH SENSE
23	-	-
24	-	-
25	-	-
26	T4 18DG/VT (3.7L/4.7L)	TRS T2 SENSE
26	T4 18DG/LB (5.7L)	TRS T2 SENSE
27	-	-
28	T16 18YL/OR	TRANSMISSION CONTROL RELAY OUTPUT
29	T50 18YL/TN	L/R PRESSURE SWITCH SENSE
30	T147 18DG/LG (3.7L/4.7L)	2C PRESSURE SWITCH SENSE
30	T147 18DG/YL (5.7L)	2C PRESSURE SWITCH SENSE
31	T38 18YL/BR	LINE PRESSURE SENSOR SIGNAL
32	T14 18DG/BR	OUTPUT SPEED SENSOR SIGNAL
33	T52 18DG/OR	INPUT SPEED SENSOR SIGNAL
34	T13 18DG/VT	SPEED SENSOR GROUND DAK TCM #13 DB/BLK splice under c4 plug
35	T54 18DG/OR	TRANSMISSION TEMPERATURE SENSOR SIGNAL
36	-	-
37	T42 18DG/YL	TRS T42 SENSE
38	T16 18YL/OR	TRANSMISSION CONTROL RELAY OUTPUT DAK TCM #16 & 17 Red